



# The Laurence School, Lovedale

## HOLIDAY ASSIGNMENT - DECEMBER 2025

### CLASS VI

### ENGLISH

Use a scrapbook and make a **Winter-Break Memory Book** which will be a photo album as well as a journal. The pages of this book should be as follows-

Page 1- Title- First day of Break

Mention how you spent your first day of the break. What was everyone's reaction? What did you eat? Did you do anything special?

Page 2- Title- Something New!

This page is dedicated to any new activity you participated in (trying your hands on a recipe/picking up a new hobby/ reading a new book) etc. Mention the challenges you faced and the things you liked the most about this activity.

Page 3- Title- That was Fun!

Write about anything that you did was fun in these holidays. It can be a trip, a visit to a family member/friend, going to an amusement park or watching a movie with your family.

Page 4- Title- Christmas Time!

Write about how you celebrated your Christmas and give details about where you went, what you ate, who you met etc. Share your favourite thing about the day as well! You can mention the gifts, if you get any.

Page 5- Title- Dear 2025

Write a small letter to the year 2025 (as if it were your friend) about how it was a good year and mention the things that it taught you. Bid farewell with gratitude. (You can use pictures of some of your achievements/highlights of 2025)

Page 6- Title- Happy New Year!

Write about how you celebrated your new year. You can also describe the gifts, if you get any. Share your new year resolutions.

Page 7- Title- My Favourite Memory

Dedicate this page to your favourite memory of this winter break. Explain the memory and mention why it is your favourite. Use photographs as well.

Page 8- Title- Last Day of Break

Share how you spent the last day of your winter break. Share your thoughts and feelings about coming back to school.

Page 9- Title- If Only I Could Pack These in my Suitcase!

Stick / draw the pictures of people and things that you wish you could bring with you to school. (It can be pictures of your family members, pets, your favourite home-cooked food or PS5!)

Page 10- The End (with a beautiful quote)

**Points to Remember –**

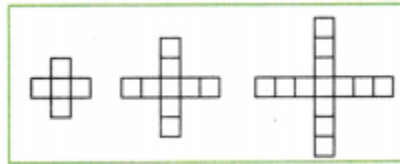
1. Write about 70-100 words on each page. Keep in mind the rules for grammar while framing sentences.
2. Decorate the pages with photos, stickers and make it aesthetic by using different pens/colours.
3. Design the cover page of your Memory book with the title- “My Winter-Break Memory Book (2025). Mention your name on the cover page as well.
4. Make it colourful, beautiful and personal.

## Mathematics

1. Write all possible 3-digit numbers using the digits 6, 0, 4 when
  - (i) repetition of digits is not allowed
  - (ii) repetition of digits is allowed.
2. Write each of the following in numeral form:
  - (i) Eight million seven hundred eight thousand four.
  - (ii) Six hundred seven million twelve thousand eighty four.
3. Write the smallest and the largest six digit numbers. How many numbers are between these two.
4. Arrange the following numbers in descending order:  
56943300, 56943201, 5695440, 56944000, 5694437
5. Ravish has ₹ 78, 592 with him. He placed an order for purchasing 39 radio sets at ₹ 1234 each. How much money will remain with him after the purchase?
6. Complete the following table with the missing numbers and figure out the pattern rule for each.

Sequence	Pattern rule
(i) 17, 20, 23, 26, 29, 32, 35, 38	Adding 3
(ii) 25, 30, _, 40, 45, _, _	
(iii) 100, 90, _, _, 60, 50, _	
(iv) 8, _, 24, _, 40, _, _ 64	

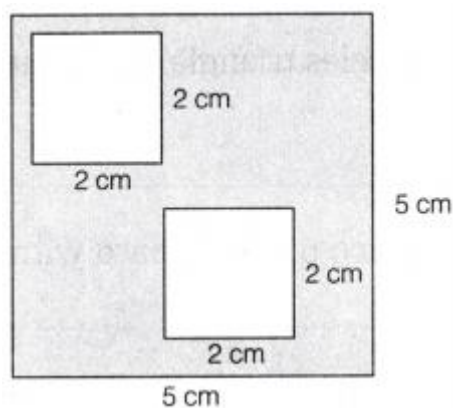
7. If the first tower has 3 blocks, the second tower has 6 blocks and the third tower has 9 blocks, then how many blocks will the 8th tower have?
8. How many cubes would be in the next shape?



9. Calculate the perimeter of the following figures.

Figure	Perimeter
<p>(a)</p>	_____
<p>(b)</p>	_____

10. Find the area of the shaded region in the given figure.



11. The floor of a rectangular hall is to be covered with a carpet. If the length and breadth of the hall are 20 m and 18 m, respectively. Find the cost of the carpet at the rate of ₹ 10 per sq m.

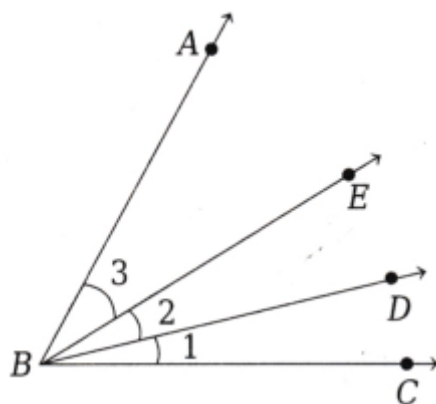
12. Find the difference between the greatest and the least 5-digit number that can be written using the digits 6, 2, 7, 4, 3 each only once.

13. Apply the Kaprekar rule to the number 2114. Show each step and verify if the iteration leads to Kaprekar constant.

14. Match the following.

Column A	Column B
(i) 69848	(a) Kaprekar's Constant
(ii) 2442	(b) Five digit even number
(in) 6174	(c) 92854-45829
(iv) 33443	(d) Palindrome Number
(v) 47025	(e) Five- digit odd number

15. Complete the following table by naming the angles in the given figure.



(i)  $\angle 1 = \angle CBD$

(ii)  $\angle 2$  \_\_\_\_\_

(hi)  $\angle 1 + \angle 2$  \_\_\_\_\_

(iv)  $\angle 2 + \angle 3$  \_\_\_\_\_

(y)  $\angle 1 + \angle 2 + \angle 3$  \_\_\_\_\_

(vi)  $\angle CBA - \angle 1$  \_\_\_\_\_

16. Express each of the following numbers as the sum of two primes,

(a) 36

(b) 84

17. Write five pairs of prime numbers less than 20 whose sum is divisible by 5.

18. Find the common factors of 75, 60 and 210.

19. Rakesh is playing with a dice. He threw the dice 40 times and noted the outcomes as follows.  
1, 2, 1, 5, 3, 5, 5, 3, 2, 2, 1, 6, 6, 6, 4, 6, 3, 5, 2, 3, 3, 5, 4, 1, 5, 5, 2, 2, 4, 5, 5, 2, 4, 1, 6, 6, 1, 5, 6, 1.  
Prepare a table using tally marks.

20. The total number of students present in class VI , for the six days in a week were as given below.

Day	Number of students present
Monday	40
Tuesday	10
Wednesday	25
Thursday	35
Friday	30
Saturday	20

Draw a suitable bar graph.

## SCIENCE

### Art Integrated Project (Holiday Assignment)

**Do any one Project.** These topics are from your Textbook. Enjoy doing the same.

#### **Project 1: Protecting nature for a sustainable future**

##### 1. Introduction to Nature:

Define nature and its importance in our lives.

Create a collage of pictures showcasing forests, mountains, rivers, and wildlife.

##### 2. Threats to Nature:

Explain challenges like pollution, deforestation, and climate change.

Suggest 3-5 ways to protect nature (e.g., planting trees, reducing plastic).

##### 3. Creative Activity:

Write a short poem, paragraph, or draw an artwork titled "The Beauty of Nature." For the school magazine.

#### **Project 2: Our Earth : An amazing planet**

##### 1. The Wonders of Earth:

Highlight features like continents, oceans, atmosphere, and ecosystems.

Create a colorful diagram of Earth, labeling continents and oceans.

##### 2. Earth's movements:

Briefly explain the water cycle and day-night cycle.

Illustrate one of these cycles with a simple diagram.

##### 3. Protecting Our Planet:

Mention the importance of recycling, renewable energy, and conservation efforts.

#### **Project 3: The mysteries of space**

##### 1. Exploring Space:

Briefly describe the solar system, naming planets, moons, and the Sun.

Create a diagram of the solar system.

## 2. Amazing Facts:

Share 5 interesting facts about space (ex. constellations, the Moon's surface, black holes, or Mars).

## 3. The Future of Space Exploration:

Mention human efforts like satellites, astronauts, and missions to the Moon and Mars.

### Assessment Criteria:

1. Art Integration, Creativity and Presentation (30%)
2. Content Accuracy (30%)
3. Effort and Research (30%)
4. Timely Submission (10%)

**All projects shall be submitted in A4 sheets or scrap books only.**

**Do not do the projects as charts or models**

**No printed matter allowed as projects.**

**You can stick pictures wherever necessary.**

Encourage students to enjoy learning while working on the project!



### **General Instructions:**

- 1- Prepare a neat and handwritten project on any one of the topics given below.
- 2- The students can use their own discretion to do the assignment either on ruled A4 sheet paper, chart paper or scrap book papers or hand drawn map on chart paper in accordance to the assignment chosen.
- 3- The assignment has to be well decorated and presented properly.
- 4- Students can use any type of colours except for pastel or wax colours.

### **5- Assignment (any one)**

- a- Write a short story about a time when a family received support from their community, either during a natural disaster or a personal crisis like a health problem. Emphasize how working together made a difference.
- b- 'How rules make our lives easier'-  
Present your assignment by explaining why rules are necessary in all aspects of life, using examples from home, school and road. Connect the rules (laws) to government creating and enforcing laws to maintain order and provide public services like water supply, sanitation and roads.
- c- Create a representation using chart or poster of the three-tier Panchayat Raj system. Show the roles and responsibilities of the Gram Panchayat, Panchayat Samiti and Zila Parishad. Include details about how elections are conducted and the importance of community participation.

1. நீ கண்டு களித்த இன்பச் சுற்றுலாவை பற்றி இரண்டு பக்க அளவில் எழுதுக.
2. ஒரு பக்க அளவில் பொதுக் கட்டுரை எழுதுக.  
தெனாலிராமன் கதை
3. அறிவியல் அறிஞர்களுள் எவரேனும் இருவரின் படத்தை ஒட்டியும் அவர்களின் கண்டுபிடிப்புகளை எழுதியும் வரவும். இரண்டு பக்க அளவில் எழுதுக.
4. உடலில் உறுதி உடையவரே உலகை ஆளும் உள்ள உறுதி உடையவர் இவ்வரிகளைப் பற்றி உமது கருத்தை தொகுத்து இரண்டு பக்க அளவில் எழுதுக.
5. உனக்கு பிடித்த பாடல் இரண்டு எழுதவும். (பாரதியார் பாடல்)
6. தமிழ்நாட்டில் உள்ள பறவைகள் புகலிடங்களை பட்டியலிடுக. அவற்றில் ஏதேனும் ஒன்றை பற்றி இரண்டு பக்க அளவில் கட்டுரை எழுதுக.  
(10படங்களுடன்)  
(கையெழுத்து மிகவும் அழகாக இருத்தல் அவசியம்)

सामान्य दिशानिर्देश:-

- ✓ सभी प्रश्न अनिवार्य हैं।
- ✓ सभी प्रश्नों के उत्तर A4 शीट पर लिखें और कवर पेज भी बनाइए।
- ✓ सभी प्रश्नों के उत्तर देते समय अपनी लेखनी शुद्ध और स्पष्ट रखने का प्रयास करें।

प्रश्न-1. आप शीतकालीन अवकाश में विद्यालय से अपने घर जा रहे हैं। विद्यालय से अपने घर जाते समय आपने रास्ते में क्या-क्या देखा और जो देखा उन्हें देखकर आपके मन में किस प्रकार के विचार उत्पन्न हुए? उन विचारों को कम से कम 100 शब्दों में लिखिए।

प्रश्न-2. मुंशी प्रेमचंद की कोई दो कहानी पढ़कर उनका सार अपने शब्दों में लिखिए। और इन कहानियों में आपको सबसे ज्यादा क्या अच्छा लगा? उसके विषय में अपने विचार लिखिए।

प्रश्न-3. महादेवी वर्मा की कोई दो कविताएं लिखिए। और कक्षा में उनका वाचन भी कीजिए।

प्रश्न-4. आपको अपने परिवार में सबसे अच्छा कौन लगता है? आप उनको किस खूबी की वजह से पसंद करते हैं? अपने विचार विस्तार से लिखिए।

प्रश्न-5. निम्नलिखित शब्दों से वाक्य बनाकर लिखिए-

- i) परिचय      ii) वितान      iii) आँख      iv) प्रधानमंत्री      v) सूरज      vi) बाजार      vii) सड़क

प्रश्न-6. निम्नलिखित शब्दों का वर्ण-विच्छेद कीजिए-

- i) परियोजना      ii) पर्यावरण      iii) सुकुमार      iv) तिरस्कार      v) प्रकृति      vi) विलक्षण  
vii) सत्कार      viii) अवहेलना

प्रश्न-7. आपके विद्यालय में 'हिंदी दिवस' के अवसर पर हिंदी के महत्व पर वाद-विवाद प्रतियोगिता होने वाली है। इस प्रतियोगिता के लिए आकर्षक स्लोगन तैयार कीजिए।

प्रश्न-8. निम्नलिखित मुहावरों के अर्थ लिखकर वाक्यों में प्रयोग कीजिए-

- i) कोल्हू का बैल      ii) उल्लू बनाना      iii) नौ दो ग्यारह होना      iv) बाएं हाथ का खेल  
v) छाती पर साँप लोटना      vi) घी के दीए जलाना      vii) चार चाँद लगाना      viii) आँख का तारा होना

## FRENCH

### CLASS 6 – WINTER HOLIDAY FRENCH ASSIGNMENT

#### “Mon Dossier Français : Hiver”

Complete **ALL** sections below.

#### **PART A – MES MOTS FRANÇAIS (French Words Collection)**

Choose **20 simple French words** you want to learn (food, colours, animals, places, objects).

For each word:

- Write the French word
- The English meaning
- A small drawing

*Example:*

**la maison** – house 

#### **PART B – MON PETIT PARAGRAPHE (Very Easy Writing)**

Write **5–6 small French sentences** about yourself.

You may use:

- Je m'appelle...
- J'ai \_\_\_\_ ans.
- J'aime...
- Je n'aime pas...
- J'habite à...
- Mon ami s'appelle...

Simple sentences only.

#### **PART C – LES ÉTIQUETTES DE MA MAISON (French Labels Around My Home)**

A fun, interactive activity where you explore French words using real objects!

##### **Instructions:**

1. Choose **6 everyday objects** in your home (table, chair, door, bottle, book, bag, spoon — anything simple).
2. Make **6 tiny paper labels** (thumb-sized).
3. On each label, write:
  - **The French word**
  - **The English meaning**
  - **A small drawing**
4. Place the label **on or next to the object** for a few minutes.
5. Teach **one family member** how to say each French word. (They can try pronouncing it — even if it's funny!)
6. After teaching them, stick all 6 labels onto your A4 sheet.

##### **Reflection (Very Simple English Writing)**

Write **3–4 short English sentences** about your experience:

You may answer:

- Who did you teach?
- Were the words easy or difficult for them?
- Did something funny happen?
- Which word did they like the most?
- How did YOU feel teaching French?

##### **Example (simple):**

“I taught the words to my grandmother. She liked the word **la porte** because it was easy. We laughed when she tried to say **la chaise**. I enjoyed teaching her.”

### **PART D – FRANCE :**

Write **three interesting facts** about France **in French**.

Examples:

- A famous food
- A famous place
- A festival
- Something about French people
- French stories/characters (Asterix, Tintin, etc.)

Add a symbol/drawing for each, all in French.

### **PART E – MINI REGION STUDY**

Choose **one region of France** from this list:

**Île-de-France, Bretagne, Normandie, Provence, Alsace, Corse, Nouvelle-Aquitaine**

Write **ONLY**:

1. Name of the region
2. One famous city there
3. One food the region is known for
4. One famous place
5. A small drawing or symbol

All in **French**.

### **CLASS 6 Instructions**

- Use **A4 sheets**.
- Make it colourful but neat. Title your project as **“Mon Dossier Français : Hiver”**
- **No AI!**  
(If your French suddenly becomes better than your teacher’s, we will know you had secret robot support 🤖😄.)
- Use your own ideas and simple sentences.

**Bon courage et bonnes vacances tout le monde!**