



# The Laurence School, Lovedale

**HOLIDAY ASSIGNMENT - JUNE 2025**

## CLASS VI

### ENGLISH

#### General Instructions

1. Students must read the tasks carefully.
2. Use only A4-size plain/ruled colored sheets for the project.
3. Make a cover page for the project with details like Name, Class, Section, and Teacher's Name.
4. The Project must have a contents page.
5. At the end of the project, students must attach an Acknowledgement Page.



6. The project, including all the tasks, must be submitted in only one file.
7. The project must be handwritten, neat, and well-decorated.

#### 1. Create a Crossword

Objective: Vocabulary building, Clue writing and definition-making, Logic and puzzle design, Organization and creativity

Material Required: A4 Coloured Paper

**Task:** Pick any 1 of the themes given below and create a crossword of 15 new words based on the theme. **Write clues** for each word (can be definitions, riddles, or fun facts). Use a dictionary to find new words. Make the answer key on a separate page.

#### Themes

##### Adjectives

Use words that describe nouns—their size, color, shape, feelings, and quantity. Examples: enormous, grumpy, eager, teeny.

##### Sound Words

Describing sounds Examples: echoing, muffled

##### Homophone Huddle

Words that sound the same but have different meanings/spellings

##### How Did It Happen?"

Focus: Adverbs of manner Examples: quickly, lazily, gently, awkwardly

##### Collective Noun Carnival"

Focus: Nouns that describe a group of people/animals/things Examples: flock, herd, swarm

## Conjunction Junction


Different conjunctions like nevertheless, lest.

## Figurative Language Fun

Vocabulary like simile, metaphor, hyperbole, alliteration, idiom, and examples of each.

You may take a look at the sample given below. Do not copy it.

### Compound words



#### Across

4. People use this if they break a leg

6. This fish is the shape of the lights in the sky

7. This person rides a horse

8. It is a large yellow flower

9. What do we play the drums with

10. You would look at this if you wanted to know what time it was

#### Down

1. We take care of our teeth with this

2. Another name for a lighting bug

3. Where a bird lives

5. He is out in the garden

#### Word Bank

scarecrow wheelchair sunflower drumstick wristwatch  
birdhouse cowboy toothbrush starfish firefly

## 2. Creative Book Spine Poem

Objective: Stimulate creative thinking, vocabulary use, and the ability to find meaning in unexpected places.

Material Required: A4 Coloured Paper

**Task:** Create a poem using the titles of books you have at home or have read recently. Arrange the books on a shelf to form a "book spine poem," where the titles of the books combine to create a poem. Take a photograph of your creation, print that photograph on A4 coloured paper, and write a reflection on how the titles come together to form a meaningful statement.

### Steps

1. Browse your own Library or search a collected list of book titles.
2. Start with 1-2 titles.
3. Try different combinations and orders to create a brief poem.
4. Poem should be a minimum of 4-5 lines (books) in length.
5. Take a picture and print it on A-4 coloured paper.

You may take a look at the sample given below. Do not copy it.

### Example

Inside my pencil  
wishes, lies, and dreams,  
Brutal imagination.  
In the palm of your hand:  
the art of fiction.



### 3. Fun with Idioms

Objective: Focus on learning and identifying different idioms

Material Required: A4 Coloured Paper

**Task1:** Make a table with the following columns and fill in 20 idioms of your choice. You may Interview 2–3 family members or friends. Ask them their favorite idioms and include them in the list.

You may take a look at the sample given below.

Idiom/Phrase	Meaning	Use in a Sentence
Break the ice	To start a conversation	He told a joke to break the ice.

**Task2:** Choose your **favorite idiom** and design a **poster** showing:

- The idiom
- Its meaning
- A creative illustration or cartoon showing what it means

You may take a look at

the sample given below. Do not copy it.

**Idiom:** "When pigs fly"

**Meaning:**

Something that will never happen or is impossible.

**Illustration Idea (Description):**

Draw a cute pink pig wearing goggles and a pilot's cap, flying through the sky with wings or a jetpack. Below the pig, show a surprised person pointing up, saying, "I'll believe it when pigs fly!"



## Mathematics

### Patterns in Mathematics – 01

**1. Choose the correct option:**

1. Find the rule of the number pattern: 5, 10, 20, 40, 80
  - a) Multiply by 5
  - b) Add 10
  - c) Add 5
  - d) Multiply by 2
2. Which group of numbers will come in the next row?

6	24	624
7	28	728
8	32	832
?	?	?

3. a) 9, 81, 981
4. b) 9, 36, 972
5. c) 9, 63, 963
6. d) 9, 36, 936
7. What will be the next row of numbers in the following pattern?

4	16	64
6	36	216
8	64	512
?	?	?

8. a) 10, 500, 5000
9. b) 8, 68, 518
10. c) 10, 200, 2000
11. d) 10, 100, 1000
12. ABC, BCD, CDE, DEF, \_\_\_\_\_.
  - a) EFG
  - b) FGH
  - c) DEF
  - d) GHI

**2. Fill in the blanks with suitable words:**

1. Fill in the blanks: 5, 10, 20, \_\_\_\_, 80
2. If this pattern continues, then what is the next number?  
80, 40, 20, \_\_\_\_.
3. Complete the pattern : 3, 6, 9, \_\_, \_\_, 18


**3. State whether each of the following statement is True or False:**

1. Pattern 1,3,5,7,9 starts with 1 and follow "Add 2" rule.
  - a) True
  - b) False

2. A repeating pattern has a pattern unit that repeats over and over again.
  - a) True
  - b) False
3. In a pattern, the first number is 5. The second number is 10. The third number is 15. The fourth number is 20. If the pattern continues until the 14th number. The 14th number ends in a 0 (Zero).
  - a) True
  - b) False

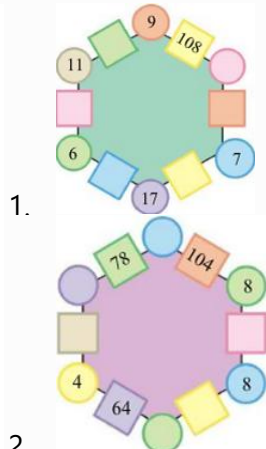
**4. Answer the following questions:**

1. Have you ever seen a floor with tiles of these shapes?



These designs are made by covering the floor completely with tiles that fit into each other without any gaps.

2. Use the same rule to fill the hexagons below.



2. Now you also make your own magic hexagons.

3. These are two secret messages. Look for the patterns and find the hidden sentences.



## 5. Match the pattern rule with the sequence of numbers

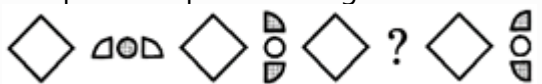
Number Sequence	Pattern rule
1) 31, 26, 21, 16, 11, 6	a) Multiply by 3
2) 48, 51, 54, 57, 60	b) Sum of previous two numbers
3) 7, 21, 63, 189	c) Subtract 5
4) 89, 144, 233, 377	d) Add 3, then subtract 8
5) 90, 93, 85, 88, 80, 83	e) Add 3

## 6. Answer the following questions:

- Observe the following pattern and answer the following questions:

**1, 3, 6, 10, 15, ...** {Hint = Triangular numbers}

- Write the pattern rule for the given pattern.
- Write the next three numbers in the pattern.
- Complete the pattern using the correct Pattern.

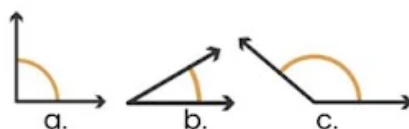


## 7. Answer the following questions:

- Examine the number pattern and answer the following questions.  
960, 860, 760, 660, ...  
  - What rule does the pattern follow?
  - Next 5 numbers of patterns?
- Janmesh has six friends, he gave 100 marbles to 1st friend, 155 marbles to 2nd friend, 210 to 3rd friend. If this pattern continues, how many marbles will 4th, 5th, and 6th friends get?

## Lines and Angles – 02

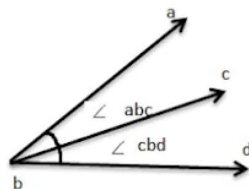
- Identify the type of angles given below:



- If two angles of a triangle are  $35^\circ$  and  $65^\circ$ , find the third angle.
- Identify the type of angle (acute, right, obtuse, or straight) that is formed by the hands of a clock at 10:00.

11. An angle bisector divides  $\angle XYZ$  into two angles of  $\angle XYB$  and  $\angle BYZ$ . If  $\angle XYZ = 90^\circ$ , find  $\angle XYB$  and  $\angle BYZ$ .

12. If  $\angle ABC$  and  $\angle CBD$  are adjacent angles where  $\angle ABC = 25^\circ$  and  $\angle CBD = 65^\circ$ , find  $\angle ABD$ .



13. Measure the angle formed when the hour hand of a clock moves from 3 o'clock to 6 o'clock.

14. Measure an angle bisector for the following angles: (a)  $130^\circ$  (b)  $48^\circ$

15. Measure an angle for the following: (a)  $108^\circ$  (b)  $34^\circ$

## SCIENCE

These topics are from your Textbook. Enjoy doing the same.

1. Prepare a diet chart to provide a balanced diet to a twelve-year-old child. The diet chart should include food items that are not expensive and are commonly available in your area.
2. List junk foods you eat frequently. Suggest some healthy options.
3. What do you think of the statement, "All starches are carbohydrates but not all carbohydrates are starches." Explain.
4. Why are millets considered a healthy choice of food? Can eating just millets suffice for the nutritional requirements of the body? Discuss.
5. The Apatani tribe of Arunachal Pradesh produces a salt called tapyo to fulfil their dietary requirements. Collect more information from the internet about their salt making process. Collect pictures and paste them on a chart paper. Also, write a paragraph about the process of making this salt and its usefulness.
6. Help your mother in unpacking the packets of various food items after shopping for grocery next time. Read the nutritional information of at least three fortified food items and analyse those.

### Assessment Criteria:

- 1. Creativity and Presentation (20%)   2. Content Accuracy (30%)**  
**3. Effort and Research (30%)   4. Timely Submission (20%)**

**You can present the assignment in A4 sheets/Charts/ Scrapbook/models**

- Make learning fun and engaging by incorporating creativity and exploration.
- Celebrate accomplishments and reward yourself for completing tasks.
- Remember that holiday homework is an opportunity to learn and grow.



## SOCIAL SCIENCE

### General Instructions:

- 1- Prepare a neat and handwritten project on any one of the topics given below.
- 2- The students can use their own discretion to do the assignment either on chart paper or scrap book papers or hand drawn map on chart paper.
- 3- Map can be pasted on the chart paper or scrap book.
- 4- The assignment has to be well decorated and presented properly.
- 5- Students can use any type of colours except for pastel or wax colours.

### Assignment (any one)

- a- On a political map of India, mark the states and union territories.
- b- On a political map of India, with the help of legends, show where the following crops are grown and natural resources are found-
  - i- Rice, wheat, sunflower, tulip
  - ii- Gold, petroleum, coal, marbles
- c- Write a paragraph (50-100 words) about any five Indian festivals with pictures.
- d- Make a neat family tree with names and pictures.

## TAMIL

1. உனக்கு பிடித்த பாரதியார் கவிதைகள் இரண்டினை எழுதவும்.
2. நீதி கதைகள் ஏதேனும் இரண்டினை எழுதவும். (Moral Story with picture).
3. உன் ஊரில் நடைபெறும் ஏதேனும் ஒரு விழாவைப்பற்றி இரண்டு பக்க அளவில் தொகுத்து எழுதுக.
4. "செம்மொழி" ஆன தமிழ் மொழி பற்றிய செய்திகளைப் படங்களுடன் திரட்டி படத்தொகுப்பு உருவாக்குக. (10 படங்கள்)
5. நாட்டுப்புறப் பாடல்கள்(ஏதேனும் இரண்டு) எழுதி வரவும்.
6. உன் ஊரில் உள்ள வேளாண்மை ஆய்வு மையம் அல்லது தொடர்வண்டி நிலையம் குறித்து இரண்டு பக்க அளவில் கட்டுரை வரைக. (5 படத்துடன்)  
(கையெழுத்து மிகவும் அழகாக இருத்தல் அவசியம்)



1- निम्नलिखित शब्दों का वर्ण-विच्छेद कीजिए :

जैसे - किनारा= क्+इ+न्+आ+र्+आ

नौसिखिया, संस्कृति, स्मरण, अनुकूल, प्रमाण, दर्जा, स्थिति, उम्र, घृणा, कृष्ण

2- नीचे लिखे शब्दों का प्रयोग करते हुए स्वरचित कविता लिखिए :-

देश	पर्वत	सूर्य	उत्तर	पूर्व	लोग
खुशी	हरा-भरा	तेरा-मेरा	वीर	भारत	प्यार

3- दस-दस तत्सम, तद्भव, देशज और विदेशी शब्द लिखिए।

4- एक-एक औपचारिक और अनौपचारिक पत्र लिखिए।

5- 'सड़क सुरक्षा सप्ताह' के बारे में ए-4 शीट पर एक पोस्टर बनाएँ, उसमें रंग करें और एक आकर्षक स्लोगन लिखें।

6- निम्नलिखित में से किसी एक विषय पर 100 शब्दों में अनुच्छेद लिखिए :-

क. पेड़ लगाओ पर्यावरण बचाओ

ख. ईमानदारी का फल

7- घर में उपलब्ध हिंदी पत्रिकाओं और समाचार पत्रों की प्रतिदिन पढ़िए।

## FRENCH

- A. Project: Make a family tree (A4 size paper) (paste pictures of family members) and write 5 lines each describing each member.
- B. Learn a French poem or song from YouTube. Write the lyrics in your notebook.
- C. Learn by heart all the vocabulary from leçon 1 to 4 from Mon Livre de français 2. There will be a Spell Bee competition post monsoon vacations.
- D. Answer all the questions set in form of Quizzes. The quizzes are divided in 10 questions set of 5 that you can answer one set per day.

### Quiz 1

1. la France est entourée de \_\_\_\_\_ pays.
2. Les pays qui entourent France sont : \_\_\_\_\_, \_\_\_\_\_, \_\_\_\_\_, \_\_\_\_\_, \_\_\_\_\_, \_\_\_\_\_.
3. Il y a \_\_\_\_\_ montagnes massifs en France.
4. Les montagnes massives de France sont : \_\_\_\_\_, \_\_\_\_\_, \_\_\_\_\_, \_\_\_\_\_, \_\_\_\_\_.
5. Il y a \_\_\_\_\_ régions en France.
6. \_\_\_\_\_ est la capitale de la région Provence – Alpes - Côte d’Azur.
7. Le français est la langue maternelle dans certain régions de \_\_\_\_\_ et \_\_\_\_\_.
8. Le français est beaucoup utilisé dans beaucoup de pays \_\_\_\_\_.
9. Les pays d’Afrique où on parle français sont : \_\_\_\_\_, \_\_\_\_\_.
10. Les pays où la langue maternelle est française sont des pays \_\_\_\_\_.

### Quiz 2

1. \_\_\_\_\_, \_\_\_\_\_, \_\_\_\_\_, \_\_\_\_\_ sont des fromages célèbre français.
2. La \_\_\_\_\_ est la culture de vins.
3. \_\_\_\_\_, \_\_\_\_\_, \_\_\_\_\_, \_\_\_\_\_ sont des vins renommés de France.
4. La France est un pays \_\_\_\_\_.
5. \_\_\_\_\_ est une chose privée en France.
6. Les signes religieux ne sont pas visibles dans les \_\_\_\_\_, \_\_\_\_\_, \_\_\_\_\_.
7. La langue française est étudiée par \_\_\_\_\_ d’élèves.
8. Le français vient du \_\_\_\_\_.
9. \_\_\_\_\_ est un mot français qui est devenu international.
10. \_\_\_\_\_ est un autre mot français qui est devenu international.

### Quiz 3

1. \_\_\_\_\_ est la résidence traditionnelle du Président de la République.
2. Depuis \_\_\_\_\_ le Palais de l’Elysée est la résidence traditionnelle du Président de la République.
3. \_\_\_\_\_ est dessinée sous Louis XV.
4. \_\_\_\_\_ a créé la Place de la Concorde.
5. Au centre de la Place de la Concorde se trouve \_\_\_\_\_.
6. \_\_\_\_\_ est un très vieux monument égyptien.
7. La Manche est située entre \_\_\_\_\_ et \_\_\_\_\_.
8. La France est entourée par \_\_\_\_\_ pays.
9. \_\_\_\_\_ est le fleuve qui traverse Paris.
10. Le synonyme de France est \_\_\_\_\_.

#### **Quiz 4**

1. L'Assemblée Nationale se trouve au \_\_\_\_\_.
2. L'Assemblée Nationale est construite en \_\_\_\_\_.
3. \_\_\_\_\_ a construit l'Assemblée Nationale.
4. L'Assemblée Nationale est construite pour \_\_\_\_\_.
5. \_\_\_\_\_ ont été construits pour les anciens soldats blessés.
6. \_\_\_\_\_ a construit les Invalides.
7. Aujourd'hui les Invalides sont occupés par des Administrations militaires.
8. \_\_\_\_\_ a été commencé sous Napoléon Ier.
9. \_\_\_\_\_ est pour les français mort pendant la première guerre mondiale.
10. La première guerre mondiale a été de \_\_\_\_\_ à \_\_\_\_\_.

#### **Quiz 5**

1. L'Arc de Triomphe de l'Étoile a été construit de \_\_\_\_\_ à \_\_\_\_\_.
2. La construction de l'Arc de Triomphe de l'Étoile a été sous \_\_\_\_\_.
3. L'Arc de Triomphe de l'Étoile abrite \_\_\_\_\_.
4. Quelques parfumeurs français renommés dans le monde entier sont : \_\_\_\_\_, \_\_\_\_\_, \_\_\_\_\_.
5. Paris est la ville où naît \_\_\_\_\_.
6. Paris est la capitale de la \_\_\_\_\_.
7. Quelques couturiers très connus sont \_\_\_\_\_, \_\_\_\_\_, \_\_\_\_\_, \_\_\_\_\_.
8. La France est connue comme l'industrie \_\_\_\_\_.
9. Les petites voitures fameuses sont : \_\_\_\_\_, \_\_\_\_\_, \_\_\_\_\_.
10. La devise de la République est \_\_\_\_\_, \_\_\_\_\_, \_\_\_\_\_.

## LIFE SKILLS

Choose **any one** of the following activities as your Holiday Assignment for Life Skills:

### 1. Family Values Collage

**Objective:** Explore shared values and traditions

**Instructions:**

- Talk to your parents, grandparents, or siblings about values that matter most to your family (e.g., honesty, respect, empathy, kindness, discipline, etc).
- Collect pictures that represent these values and create a collage or digital poster.
- Add a short note explaining why each value is important in your home.
- Add your name and class to the bottom of the page.
- Take a clear picture of your completed assignment.
- Upload it using the Google Form link below:

 [Upload Your Assignment Here](#)

### 2. Life Skill Short Film

**Objective:** Creative expression, collaboration

**Instructions:**

- As a family, script and act out a short skit (2–4 minutes) showing a life skill like:
  - Demonstrating empathy
  - Handling stress
  - Saying “NO” to negative peer pressure
- Once your video is ready, upload it using the Google Form link below:

 [Submit Your Video Here](#)

### 3. Eisenhower Matrix

**Objective:** Time management, prioritization

**Instructions:**

**As a family**

- List down activities that need your family’s immediate attention. List them in the important/urgent section.
- List down activities that are important but not urgent.
- List down activities that you as a family need to reduce.
- List down activities that you as a family need to eliminate.
- Refer to the template shared.
- Make the matrix on a A3 size paper or chart.
- Add your name and class to the bottom of the page.
- Take a clear picture of your completed assignment
- Upload it using the Google Form link below:

 [Upload Your Assignment Here](#)

	Urgent	Not Urgent
Important	Do it	Plan
Not Important	Reduce	Eliminate

#### 4. Circle of Control

**Objective:** Communication and reflection

**Instructions:**

- Record a short video (2–4 minutes).
- In the video, explain the concept of the ***Circle of Control*** to a **parent, grandparent, or sibling**.
- Use your own examples to show the difference between what you can and cannot control.
- Try to include your family member's response or thoughts at the end.

Once your video is ready, upload it using the Google Form link below:

 [Submit Your Video Here](#)

# ART & CRAFTS HOLIDAYS ASSIGNMENT

1. Draw all 10 anatomy drawings by using pencil, charcoal, charcoal pencil, and drawing pen on A4 cartridge/drawing paper from following reference images.
2. Make a collage painting by using newspaper, magazine, glue on paper
3. Make a Mandala art or Madhubani painting by using any medium on A3 drawing sheet
4. Make a Landscape painting by using watercolor, postercolour, acrylic colour, pencil colour or crayon on drawing paper.









